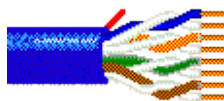


1864A Multi-Conductor - Category 5 Unbonded-Pair Cable



Description:

24 AWG solid bare copper conductors, non-plenum, Polyolefin insulation, twisted pairs, rip cord, see color code chart (below), PVC jacket (light gray or blue)

Usage (Overall)

Suitable Applications: Premise Backbone Cable, Gigabit Ethernet, 100BaseTX, 100BaseVG ANYLAN, 155ATM, 622ATM, NTSC/PAL Component or Composite Video, AES/EBU Digital Audio, AES51, RS-422, Noisy Environments

Physical Characteristics (Overall)

Conductor

AWG:

# Pairs	AWG	Stranding	Conductor Material
25	24	Solid	BC - Bare Copper

Insulation

Insulation Material:

Insulation Material
PO - Polyolefin

Outer Shield

Outer Shield Material:

Outer Shield Material
Unshielded

Outer Jacket

Outer Jacket Material:

Outer Jacket Material
PVC - Polyvinyl Chloride

Outer Jacket Ripcord: Yes

Overall Cabling

Overall Nominal Diameter: 0.526 in.

Pair

Pair Color Code Chart:

Number	Color
1	White & Blue
2	White & Orange
3	White & Green
4	White & Brown
5	White & Gray
6	Red & Blue
7	Red & Orange
8	Red & Green
9	Red & Brown
10	Red & Gray
11	Black & Blue
12	Black & Orange
13	Black & Green
14	Black & Brown

1864A Multi-Conductor - Category 5 Unbonded-Pair Cable

15	Black & Gray
16	Yellow & Blue
17	Yellow & Orange
18	Yellow & Green
19	Yellow & Brown
20	Yellow & Gray
21	Purple & Blue
22	Purple & Orange
23	Purple & Green
24	Purple & Brown
25	Purple & Gray

Mechanical Characteristics (Overall)

Operating Temperature Range:	-30°C To +75°C
Bulk Cable Weight:	135 lbs/1000 ft.
Max. Recommended Pulling Tension:	100 lbs.
Min. Bend Radius (Install)/Minor Axis:	5.500 in.

Applicable Specifications and Agency Compliance (Overall)

Applicable Standards & Environmental Programs

NEC/(UL) Specification:	CMR, UL444
CEC/C(UL) Specification:	CMR
EU CE Mark:	Yes
EU Directive 2000/53/EC (ELV):	Yes
EU Directive 2002/95/EC (RoHS):	Yes
EU RoHS Compliance Date (mm/dd/yyyy):	01/01/2004
EU Directive 2002/96/EC (WEEE):	Yes
EU Directive 2003/11/EC (BFR):	Yes
CA Prop 65 (CJ for Wire & Cable):	Yes
MII Order #39 (China RoHS):	Yes
Telecommunications Standards:	568-B.2 Category 5
Other Specification:	NEMA WC-63.1 Category 5, UL verified to Category 5

Flame Test

UL Flame Test:	UL1666 Riser
CSA Flame Test:	FT4

Plenum/Non-Plenum

Plenum (Y/N):	No
Plenum Number:	1871A

Electrical Characteristics (Overall)

Nom. Mutual Capacitance:

Capacitance (pF/ft)
15

Nominal Velocity of Propagation:

VP (%)
71

Maximum Capacitance Unbalance (pF/100 m):	330
--	-----

Maximum Delay:

Delay (ns/100 m)

1864A Multi-Conductor - Category 5 Unbonded-Pair Cable

538 @ 100MHz

Max. Delay Skew:

Delay Skew (ns/100 m)
45

Maximum Conductor DC Resistance:

DCR @ 20°C (Ohm/100 m)
9.38

Max. Operating Voltage - UL:

Voltage
300 V RMS

Maximum DCR Unbalanced:

DCR Unbalance @ 20°C (%)
5

Electrical Characteristics-Premise (Overall)

Premise Cable Electricals:

Freq. (MHz)	Max. Attenuation (dB/100 m)	Min. PSNEXT (dB)	Min. SRL (dB)	Fitted Imp. (Ohms)
1	2.0	62.3	23.0	100 ± 15%
4	4.1	53.3	23.0	100 ± 15%
8	5.8	48.8	23.0	100 ± 15%
10	6.5	47.3	23.0	100 ± 15%
16	8.2	44.3	23.0	100 ± 15%
20	9.3	42.8	23.0	100 ± 15%
25	10.4	41.3	20.0	100 ± 15%
31.25	11.7	39.9	21.1	100 ± 15%
62.5	17.0	35.4	18.0	100 ± 15%
100	22.0	32.3	16.0	100 ± 15%

Notes (Overall)

Notes: Jacket sequentially marked at 2 ft. intervals. Third party verified to TIA/EIA-568-B.2, Category 5.

Put Ups and Colors:

Item #	Putup	Ship Weight	Color	Notes	Item Desc
1864A F2V1000	1,000 FT	144.000 LB	GRAY, DEC	C	25 PR #24 PO PVC
1864A 0061000	1,000 FT	144.000 LB	BLUE, LIGHT	C	25 PR #24 PO PVC

Notes:

C = CRATE REEL PUT-UP.

DataTwist® 5 UTP Cable

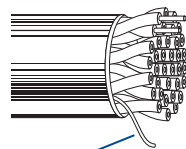
TIA/EIA-568-A, Category 5 Nonbonded-Pair Cables

Description	Part No.	UL NEC/ C(UL) CEC Type	No. of Pairs	Standard Lengths		Standard Unit Wt.		Nominal OD		Max. DCR (Ω/100m)	Max. DCR Unbal. (%)	Max. Cap. Unbal. (pF/100m)	Freq. (MHz)	Max. Atten. (dB/100m)	Min. PSUM NEXT (dB)	Fitted Input Imped. (Ω)	Min. SRL (dB)
				Ft.	m	Lbs.	kg	Inch	mm								

24 AWG Solid Bare Copper Conductors • Twisted Pairs • Rip Cord • See Color Code Chart (below)

Non-Plenum • Polyolefin Insulation • PVC Jacket (Available in Light Gray or Blue)

Part No.	UL NEC/ C(UL) CEC Type	No. of Pairs	Standard Lengths (Ft./m)	Standard Unit Wt. (Lbs./kg)	Nominal OD (Inch/mm)	Max. DCR (Ω/100m)	Max. DCR Unbal. (%)	Max. Cap. Unbal. (pF/100m)	Freq. (MHz)	Max. Atten. (dB/100m)	Min. PSUM NEXT (dB)	Fitted Input Imped. (Ω)	Min. SRL (dB)
1864A	NEC: CMR CEC: CMR FT4	25	1000 / 304.8	144.0 / 65.4	.526 / 13.36	9.38	5.0	330	1	2.0	62.3	100±15	23.0
									10	6.5	47.3	100±15	23.0
									16	8.2	44.3	100±15	23.0
									31.25	11.7	39.9	100±15	21.1
									62.5	17.0	35.4	100±15	18.0
100	22.0	32.3	100±15	16.0									

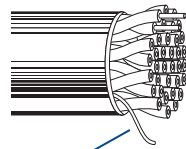


Rip Cord

Jacket sequentially marked at 2 ft. intervals.
Third party verified to TIA/EIA-568-A, Category 5

Plenum • FEP Teflon® Insulation • FEP Jacket (Available in Blue Tint or White Tint)

Part No.	UL NEC/ C(UL) CEC Type	No. of Pairs	Standard Lengths (Ft./m)	Standard Unit Wt. (Lbs./kg)	Nominal OD (Inch/mm)	Max. DCR (Ω/100m)	Max. DCR Unbal. (%)	Max. Cap. Unbal. (pF/100m)	Freq. (MHz)	Max. Atten. (dB/100m)	Min. PSUM NEXT (dB)	Fitted Input Imped. (Ω)	Min. SRL (dB)
1871A	NEC: CMP CEC: CMP	25	1000 / 304.8	131.0 / 59.5	.430 / 10.92	9.38	5.0	330	1	2.0	62.3	100±15	23.0
									10	6.5	47.3	100±15	23.0
									16	8.2	44.3	100±15	23.0
									31.25	11.7	39.9	100±15	21.1
									62.5	17.0	35.4	100±15	18.0
100	22.0	32.3	100±15	16.0									



Rip Cord

Jacket sequentially marked at 2 ft. intervals.
Third party verified to TIA/EIA-568-A, Category 5

DCR = DC Resistance • NEXT = Near-end Crosstalk • PSUM = Power Sum • SRL = Structural Return Loss • UTP = Unshielded Twisted Pair(s)

Color Codes: 1864A

Pair	Color Combination
1	White & Blue
2	White & Orange
3	White & Green
4	White & Brown
5	White & Gray
6	Red & Blue
7	Red & Orange
8	Red & Green
9	Red & Brown
10	Red & Gray
11	Black & Blue
12	Black & Orange
13	Black & Green

Pair	Color Combination
14	Black & Brown
15	Black & Gray
16	Yellow & Blue
17	Yellow & Orange
18	Yellow & Green
19	Yellow & Brown
20	Yellow & Gray
21	Purple & Blue
22	Purple & Orange
23	Purple & Green
24	Purple & Brown
25	Purple & Gray

Color Codes: 1871A

Pair	Color Combination
1	White/Blue Stripe & Blue
2	White/Orange Stripe & Orange
3	White/Green Stripe & Green
4	White/Brown Stripe & Brown
5	White/Gray Stripe & Gray
6	Red/Blue Stripe & Blue
7	Red/Orange Stripe & Orange
8	Red/Green Stripe & Green
9	Red/Brown Stripe & Brown
10	Red/Gray Stripe & Gray
11	Black/Blue Stripe & Blue
12	Black/Orange Stripe & Orange
13	Black/Green Stripe & Green

Pair	Color Combination
14	Black/Brown Stripe & Brown
15	Black/Gray Stripe & Gray
16	Yellow/Blue Stripe & Blue
17	Yellow/Orange Stripe & Orange
18	Yellow/Green Stripe & Green
19	Yellow/Brown Stripe & Brown
20	Yellow/Gray Stripe & Gray
21	Purple/Blue Stripe & Blue
22	Purple/Orange Stripe & Orange
23	Purple/Green Stripe & Green
24	Purple/Brown Stripe & Brown
25	Purple/Gray Stripe & Gray

Teflon is a DuPont trademark.

